

Sistema
BL

Sistema BL

Sistema de corrimão que oferece quatro possibilidades distintas:

- Corrimão só com vidro;
- Corrimão de vidro com superfície superior livre;
- Corrimão com prumo total;
- Corrimão com prumo e superfície superior livre.

Esteticamente apresenta dois tipos de perfil para corrimão:

- Corrimão quadrado 60 mm;
- Corrimão circular com diâmetro de 67 mm;
- Corrimão elíptico com 80 mm de medida exterior.

Este sistema complementa-se com uma extensa gama de acessórios que permitem contemplar um elevado leque de soluções.

Sistema BL-Vidro

Sistema de alumínio minimalista para executar guardas ou corrimões de vidro.

Características do sistema

Sistema BL-Vidro é um produto inovador, elegante com design minimalista e de alta qualidade que serve de apoio ao longo de escadas ou de barreiras de segurança promovendo a protecção dos utilizadores.

Este produto oferece uma solução de transparência, estética durável e sem necessidade de manutenção.

De fácil montagem e com varias soluções de montagem para uma maior facilidade de integração em cada projecto.

O sistema foi concebido para servir com segurança em habitações privadas, publicas, edifícios comerciais ou de serviços tais como:

- Locais de actividade residencial: salas e quartos de edifícios de habitação privados, quartos e enfermarias de edifícios hospitalares, quartos de edifícios hoteleiros, cozinhas, lavabos. etc.
- Locais de acolhimento de publico: igrejas, teatros, cinemas, salas de conferência, salas de aulas, salas de reunião, salas de espera, salas de exposições, salões de dança, ginásios, palcos, acessos de publico a edifício administrativo, hospitalares e hoteleiros, átrios de estações de transportes públicos, grandes armazéns comerciais, zonas comerciais em geral, escritórios, cafés, restaurantes, salas de leitura, recepções etc.

O sistema BL-Vidro permite a execução de 3 versões:

- Versão minimalista superior;
- Versão minimalista embutida;
- Versão minimalista lateral;

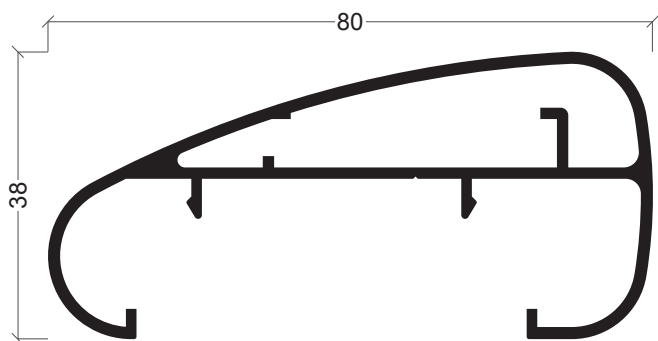
O sistema BL-Vidro foi concebido para receber vidros laminados-temperados ou laminados de espessura 8+8 ou 10+10 com um mínimo 2 camadas de polivinil butiral (PVB) entre as 2 chapas de vidro. Os vidros devem ter as arestas quebradas.

O sistema está de acordo com as normas de construção nacionais ou internacionais e satisfaz todas as normas de segurança tendo sido certificado segundo a norma NP 4491:2009.

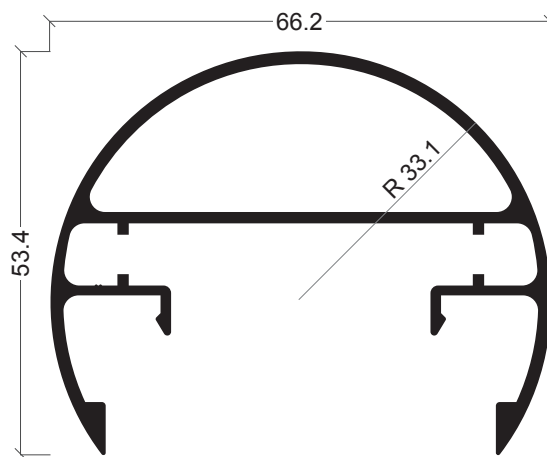
- Perfil base BL-20 em alumínio com 120 mm x 43 mm;
- Altura mínima da guarda de 1100 mm;
- Largura máxima recomendada para o vidro: 2100 mm;
- Fixação do perfil base em versão superior ou lateral em intervalos de 400mm;
- Disponibilidade de perfil suplementar BL-21 para a versão de minimalista lateral;
- Disponível diversos perfis de remate superior para efeito de passa-mão;
- Juntas de vedação em SEBS cinza;
- Juntas de enchimento em EPDM de qualidade marítima.

Perfis de alumínio

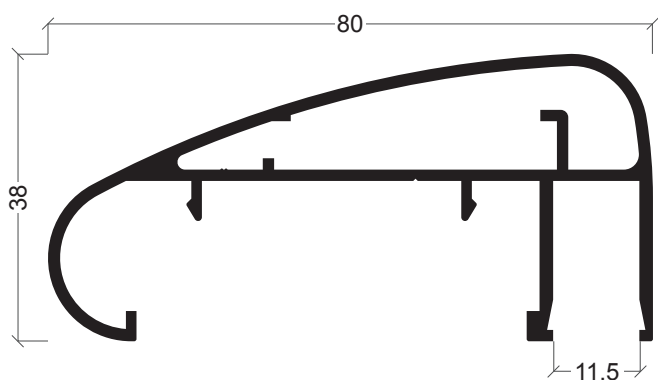
- Os perfis de alumínio são extrudidos na liga de alumínio 6060 para arquitetura de acordo com norma NP EN 12020-02.



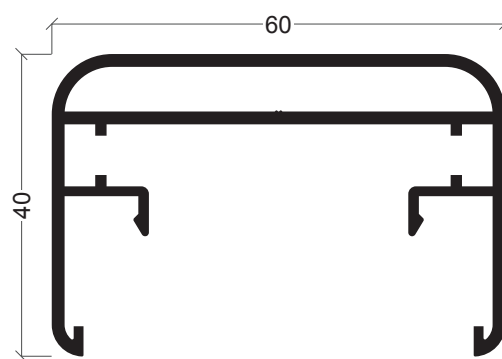
BL-02




BL-12



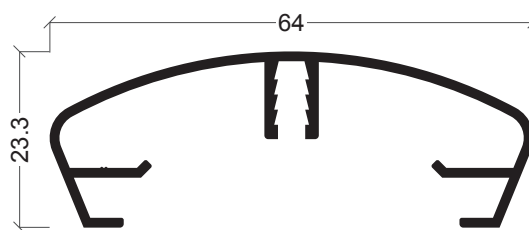
BL-11



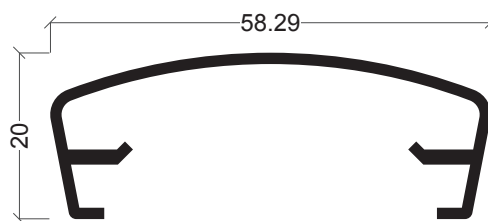
BL-14



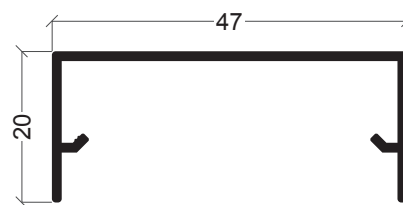
BL-15



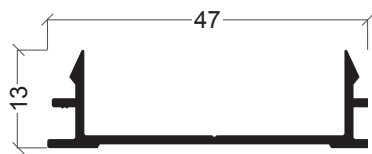
BL-04



BL-16



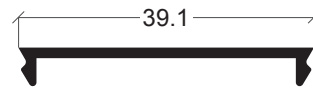
BL-17



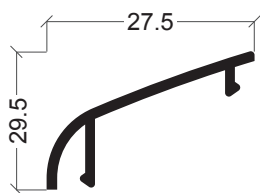
BL-18



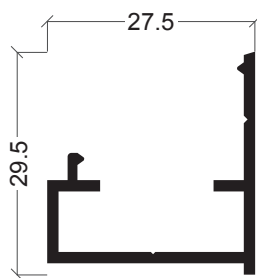
BL-03




BL-05



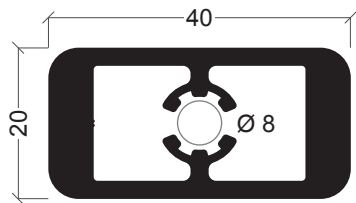
BL-08



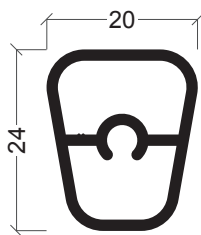
BL-06



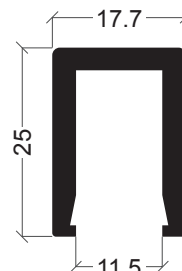
BL-07



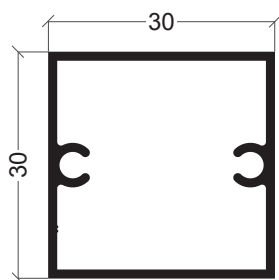
BL-09



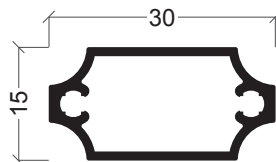
BL-10



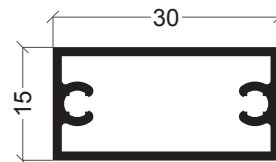
BL-13



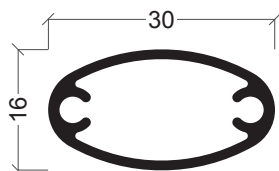
F1-05




F1-09



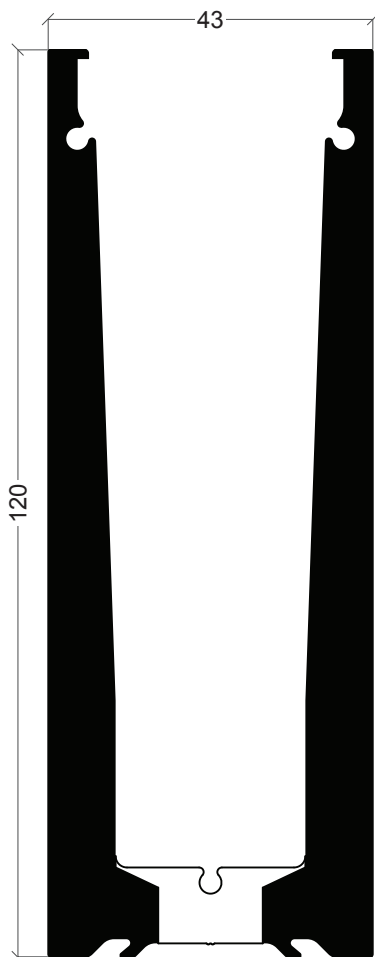
F1-04



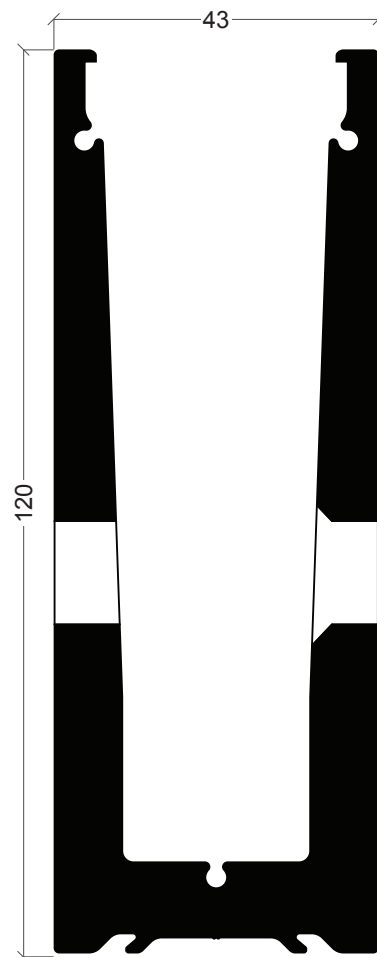
BL-19



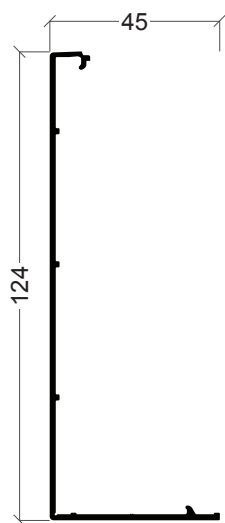
BL-20



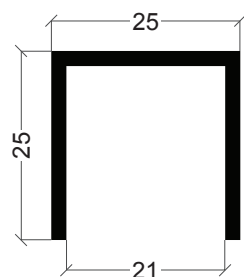
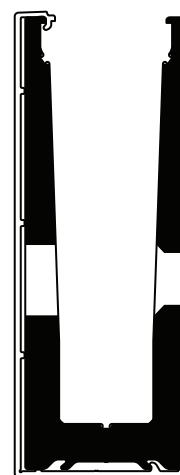
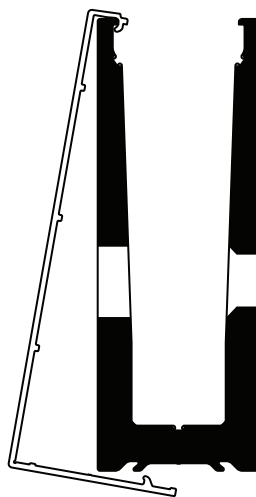
BL-20/FV
(com furação vertical) em intervalos de 400 mm



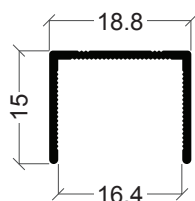
BL-20/FH
(com furação horizontal) em intervalos de 400 mm



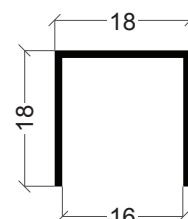
BL-21



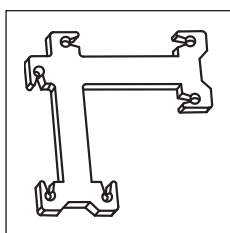
U-11
para vidro 1010.2



S-19
para vidro 88.2 ou 88.4

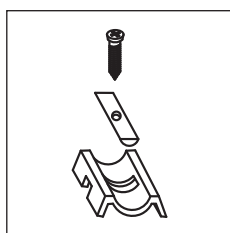


U-02
(recomendamos aplicação do perfil U-02 anodizado) para vidro 88.2




30 90 85 04

Esquadro fixo 90°




30 90 85 05

Fixação montante inclinado



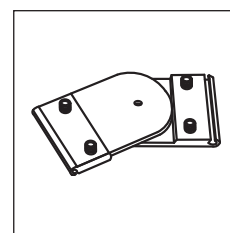
30 90 85 06

Esquadro ângulo variável BL-03



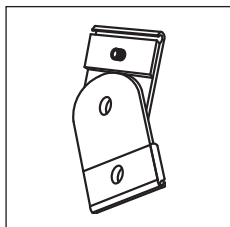
30 90 85 07

Esquadro ângulo variável BL-06



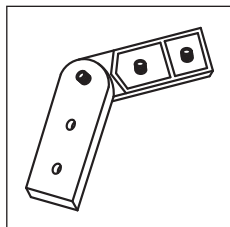
30 90 85 08

Esquadro regulável BL-03



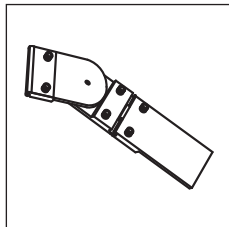
30 90 85 09

Esquadro regulável BL-06



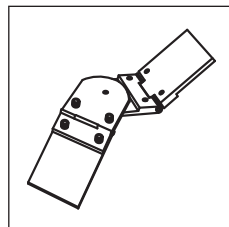
30 90 85 10

Esquadro regulável BL-02



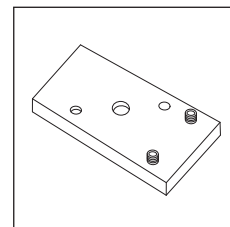
30 90 85 11

Esquadro duplo regulável



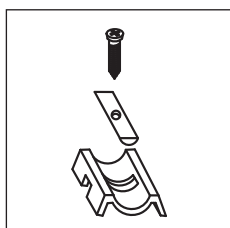
30 90 85 12

Esquadro triplo regulável



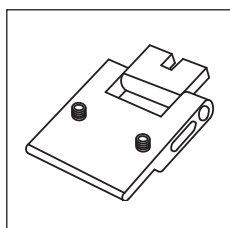
30 90 85 13

União de passamãos



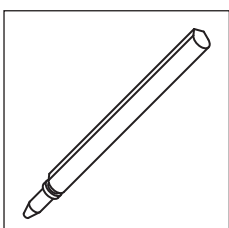
30 90 85 14

Fixação prumo inclinado




30 90 85 23

União travessa inferior regulável



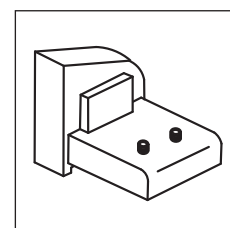
30 96 00 55

Perno para fixação de topo



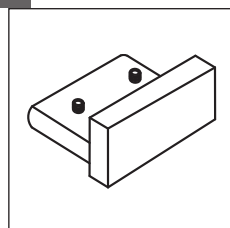
31 90 85 01*

Jogo tampas laterais BL-02



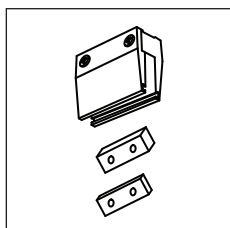
31 90 85 02*

Jogo tampas laterais BL-06



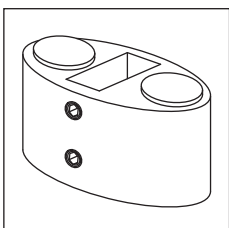
31 90 85 03*

Tampa BL-03



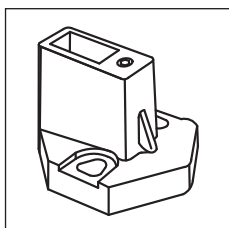
31 90 85 05

Apoio lateral com calços BL-Vidro (lacado ou anodizado)



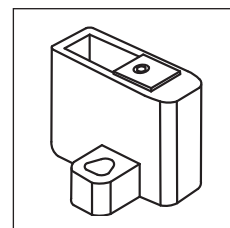
31 90 85 14

Sapata elíptica (tampas cromadas)



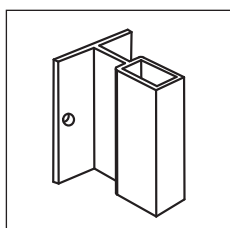
31 90 85 15*

Fixador ao pavimento



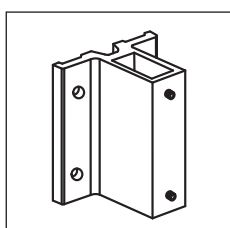
31 90 85 16

Fixador ao pavimento extrudido



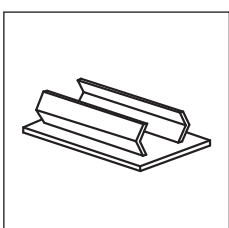
31 90 85 17

Fixador alto



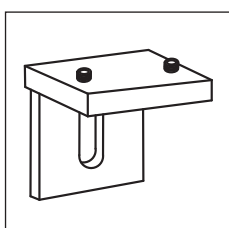
31 90 85 18

Fixador baixo



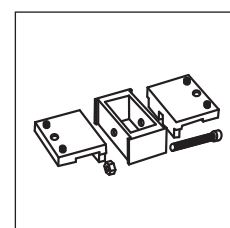
31 90 85 19

Tampão do fixador



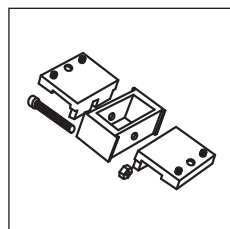
31 90 85 20

Terminal fixação muro



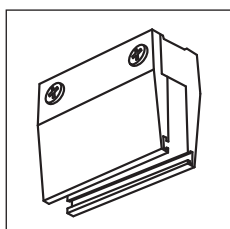
31 90 85 21

União travessa inferior recta



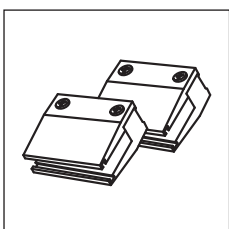
31 90 85 22

União travessa inferior 30°



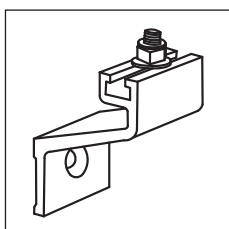
31 90 85 24

Suporte porta-vidro recto



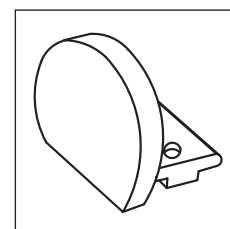
31 90 85 25

Suporte porta-vidro 30°



31 90 85 26

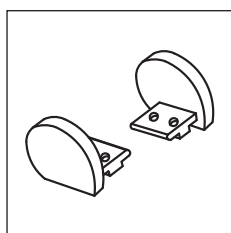
Suporte passamãos muro



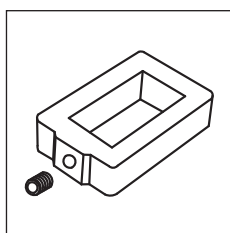
31 90 85 27

Tampa de passamãos BL-12

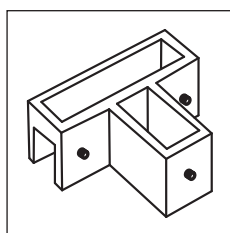
* Só para lacar



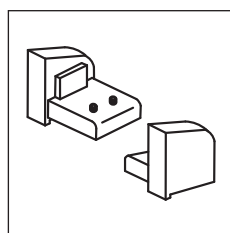
31 90 85 28
Conjunto tampas BL-12 a 30°



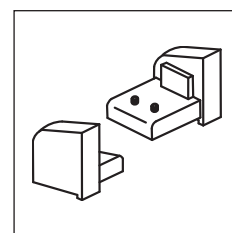
31 90 85 29
Remate pavimento BL-09



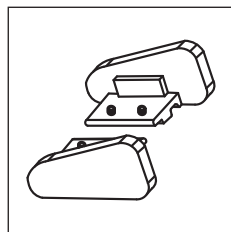
31 90 85 30
Suporte remate vidro



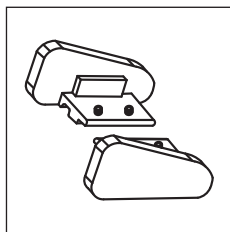
31 90 85 31*
Conjunto tampa lateral BL-06 direito 30°



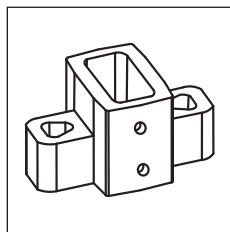
31 90 85 32
Conjunto tampa lateral BL-06 esquerdo 30°



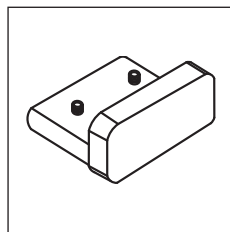
31 90 85 33*
Conjunto tampa corrimão direito 30°




31 90 85 34*
Conjunto tampa corrimão esquerdo 30°



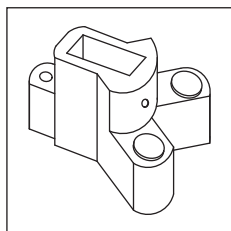
31 90 85 36
Fixador de muro



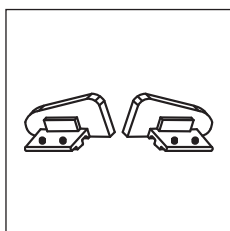
31 90 85 37
Tampa lateral BL-14



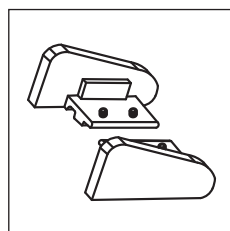
31 90 85 38
Jogo tampas laterais BL-14 30°



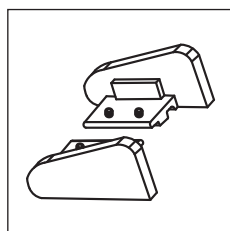
31 90 85 39
Fixador ao pavimento para BL-09 (tampas pretas)



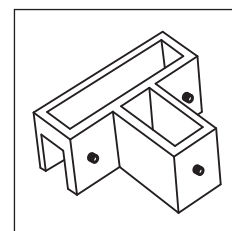
31 90 85 40*
Jogo tampas laterais BL-11



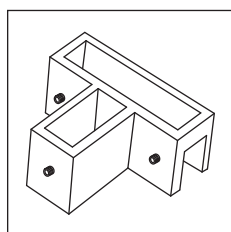
31 90 85 41
Conjunto tampa corrimão para BL-11 esquerdo 30°



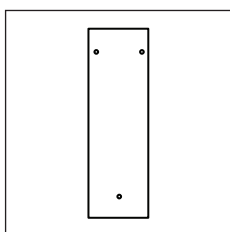
31 90 85 42
Conjunto tampa corrimão para BL-11 direito 30°



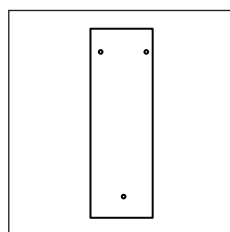
31 90 85 43
Suporte remate vidro esquerdo 30°



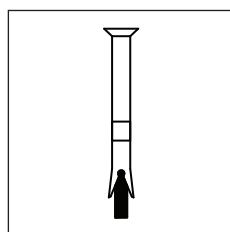
31 90 85 44
Suporte remate vidro direito 30°



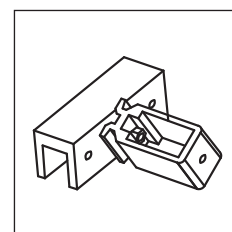
31 90 85 45
Topo para BL-20 (anodizado ou lacado)



31 90 85 46
Topo para BL-20 + BL-21 (anodizado ou lacado)



31 90 85 47
Bucha zincada M8

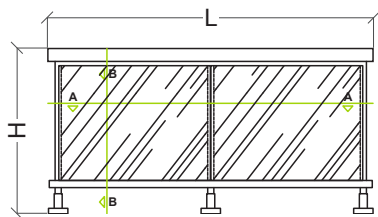


31 90 85 50
Suporte vidro regulável

Referência	Desenho	Descrição
30 90 85 60		Junta para vidro 44.1
30 90 85 62		Junta para vidro 44.2
30 90 85 63		Junta BL nº 1 cinza (rolo 150 mts)
30 90 85 64		Junta BL nº 2 cinza (rolo 100 mts)
30 90 85 65		Junta BL nº 4 cinza (rolo 100 mts)
30 90 85 66		Junta BL nº 5 cinza (rolo 100 mts)
30 90 85 67		Junta BL nº 6 preto (rolo 50 mts)
30 90 85 68		Junta em U BL nº 1 preto (rolo 50 mts)
30 90 85 69		Junta em U BL nº 2 preto (rolo 45 mts)

* Só para lacar

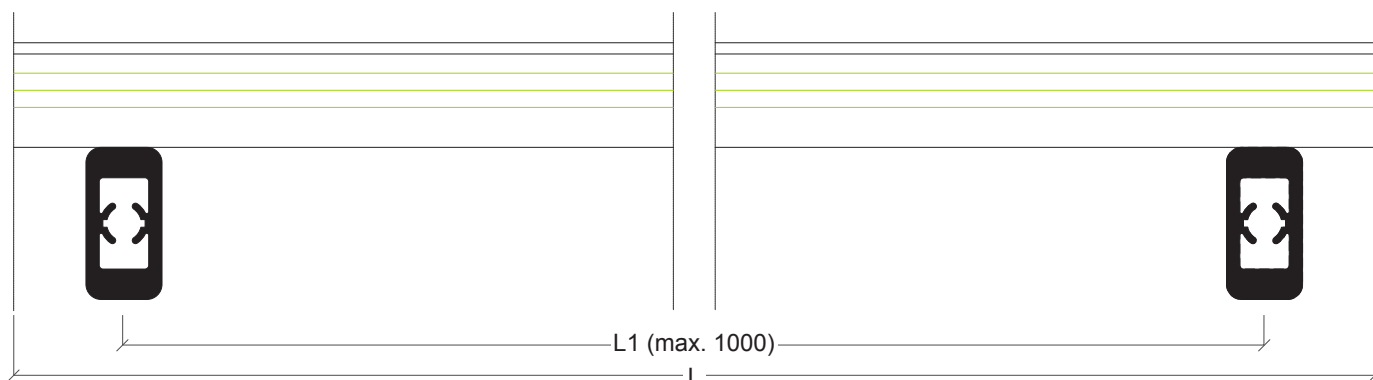
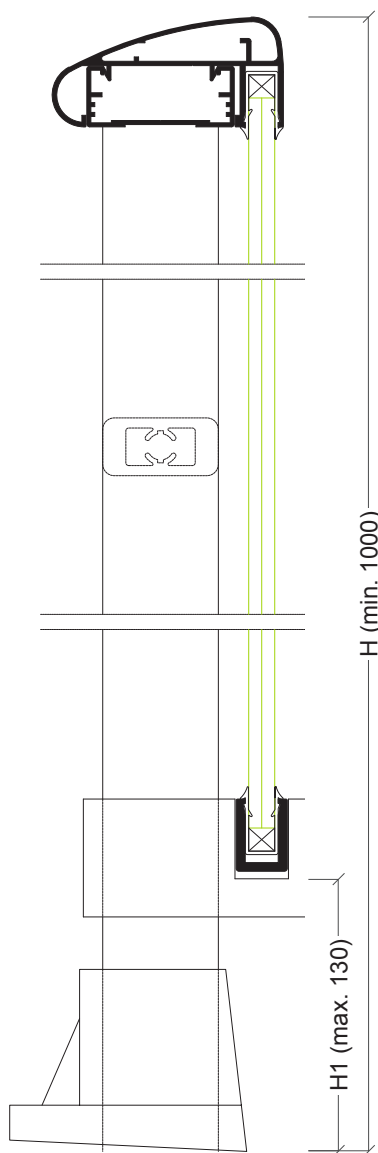
Corrimão vidro



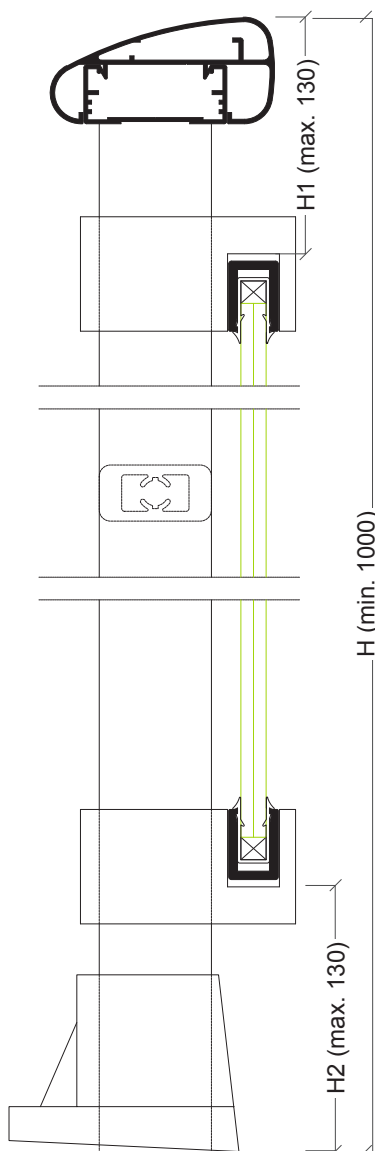
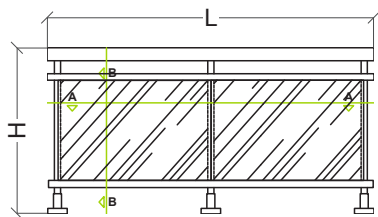
Perfis

Desenho	Ref	Descrição	Corte	Quant	Medida
	BL-03	Encaixe para passamãos		1	L
	BL-09	Prumo		$\leq L / 1000 = A$	H-38 mm
	BL-11	Passamãos com suporte vidro		1	L
	BL-13	Remate vidro		1	L
	31 90 85 15	Fixador ao pavimento	---	Igual A	Opcional
	31 90 85 30	Suporte remate vidro	---	Igual A	---
	30 90 85 60	Junta vidro	---	2	L
---	---	Vidro segurança (4+4)	---	Igual A-1	$(L1-2) \times (H-H1-30)$

522

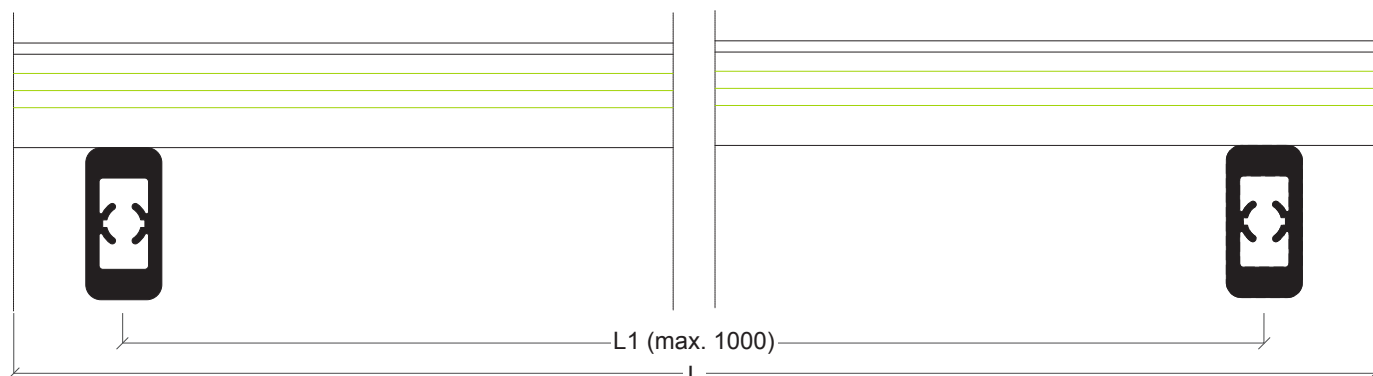


Corrimão vidro com bordo livre

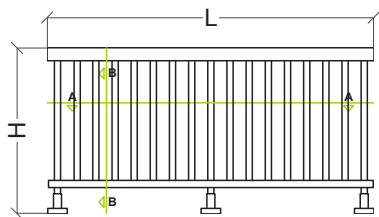


Perfis

Desenho	Ref	Descrição	Corte	Quant	Medida
	BL-02	Passamãos		1	L
	BL-03	Encaixe para passamãos		1	L
	BL-09	Prumo		$\leq L / 1000 = A$	H-38 mm
	BL-13	Remate vidro		2	L
	31 90 85 15	Fixador ao pavimento	---	Igual A	Opcional
	31 90 85 30	Suporte remate vidro	---	Igual A	---
	30 90 85 60	Junta vidro	---	2	L
---	---	Vidro segurança (4+4)	---	Igual A-1	$(L1-2) \times (H-H1-H2-30)$

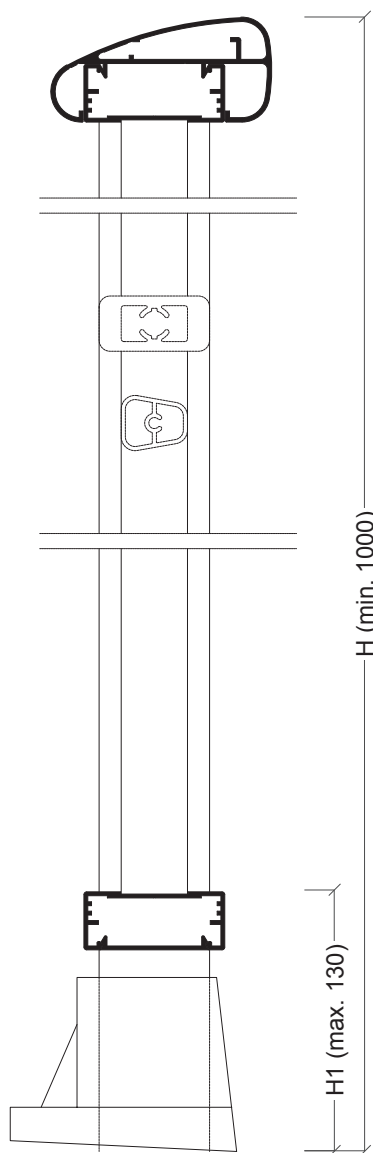


Corrimão prumos

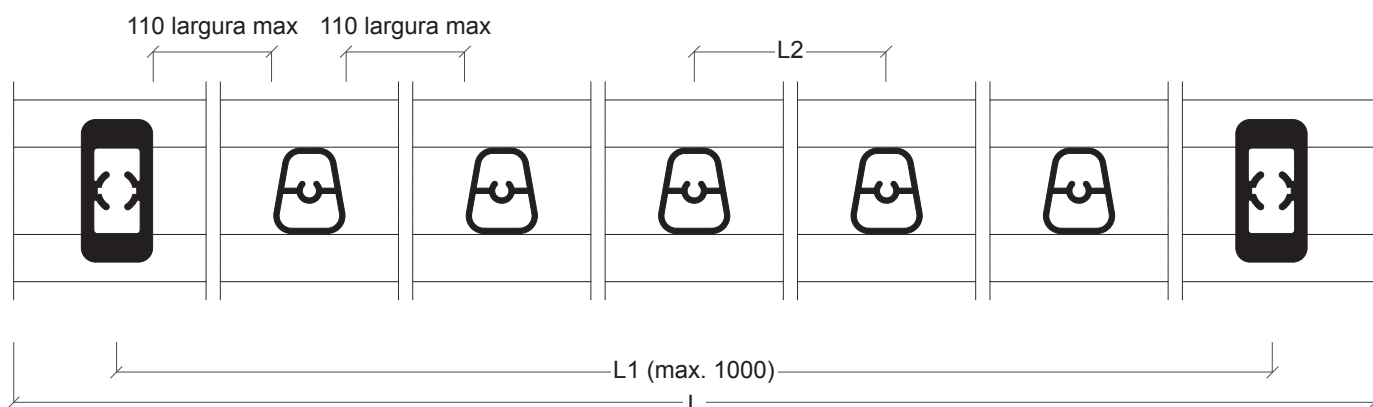


Perfis

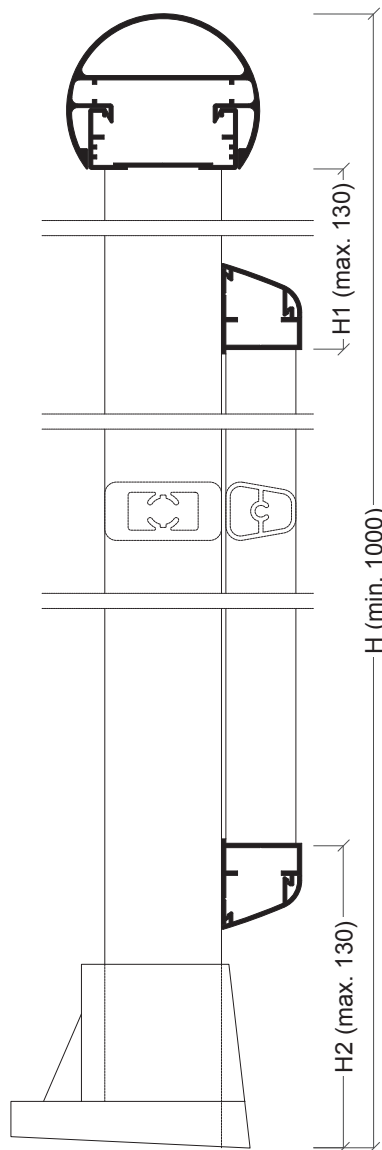
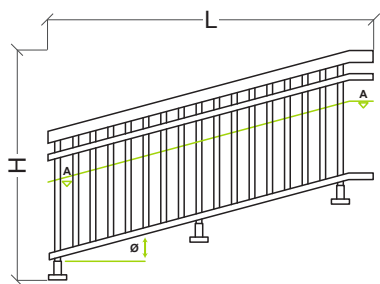
Desenho	Ref	Descrição	Corte	Quant	Medida
	BL-02	Passamãos		1	L
	BL-03	Encaixe para passamãos		2	L
	BL-05	Tampa para BL-03		1	L
	BL-09	Prumo		$\leq L / 1000 = A$	H-38 mm
	BL-10	Tubo corrimão		$\leq L1/130-1 \times n^\circ$ de largura	H-H1-38 mm
	31 90 85 15	Fixador ao pavimento	---	Igual A	Opcional



524



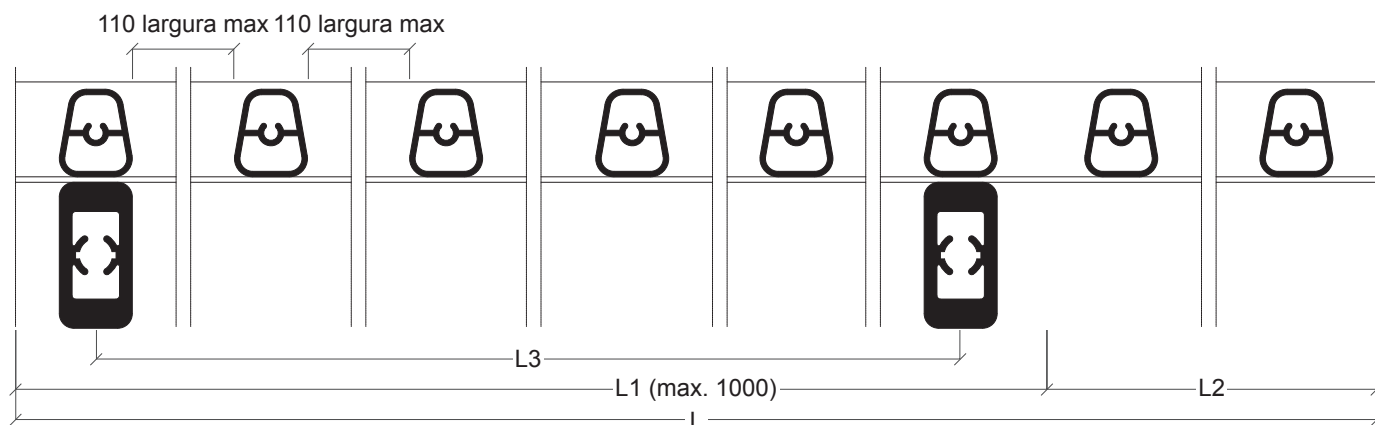
Corrimão prumos com bordo livre

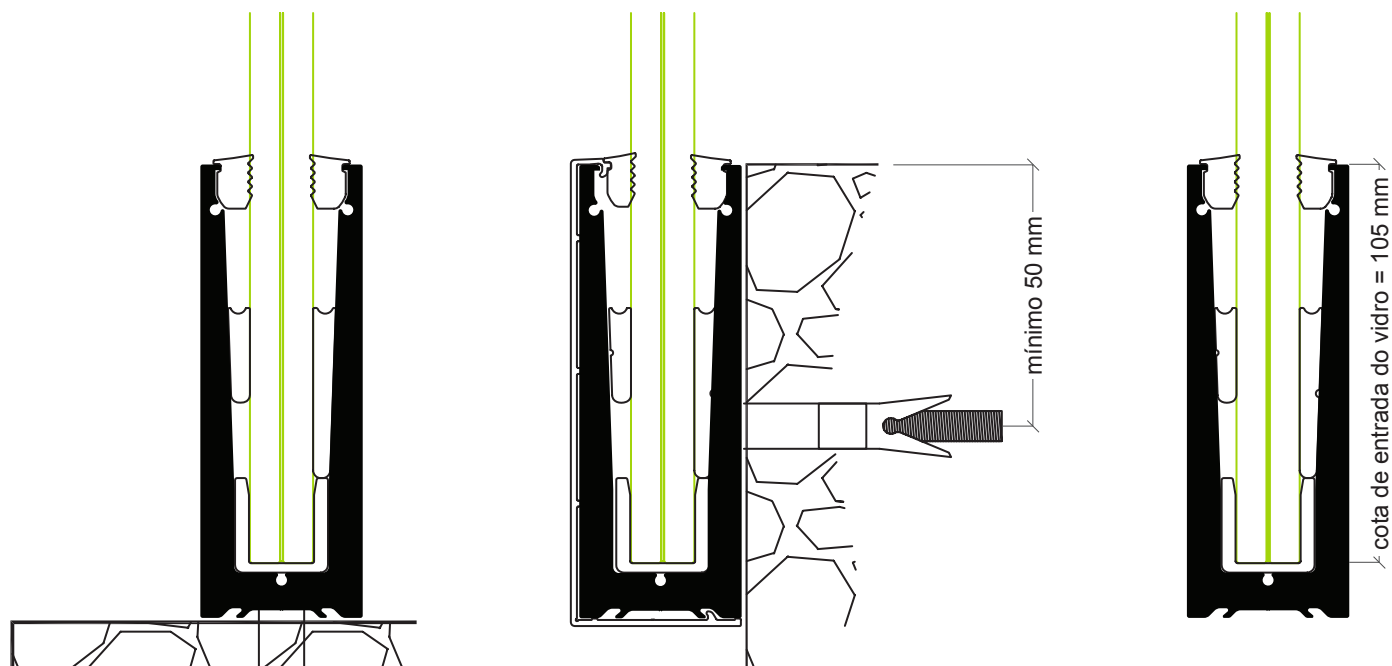


Perfis

Desenho	Ref	Descrição	Corte	Quant	Medida
	BL-08 + BL-06	Tampa para BL-06 Suporte grade	$\emptyset - (\emptyset-2)$	2 (1+1)	L1
	BL-08 + BL-06	Tampa para BL-06 Suporte grade	$\emptyset/2 - 0^\circ$	2 (1+1)	L2
	BL-09	Prumo	$\emptyset - 0^\circ$	$\leq L / 1150$	H-44 mm
	BL-09	Prumo	$0^\circ - 0^\circ$	$\leq L / 1000$	H-38 mm
	BL-10	Tubo corrimão	$\emptyset - \emptyset$	$\leq (L3/150)$ Nº de larguras	H-H1-H2-44 mm
	BL-10	Tubo corrimão	$0^\circ - 0^\circ$	$\leq (L3/130)$	H-H1
	BL-12 + BL-03	Passamãos redondo Encaixe para passamãos	$\emptyset - (\emptyset-2)$	1	L1 (por parte inferior)
	BL-12 + BL-03	Passamãos redondo Encaixe para passamãos	$\emptyset/2 - 0^\circ$	1	L2
	30 90 85 05	Fixação montante inclinado	---	1 x nº perfil BL-09	---
	30 90 85 06	Esquadro ângulo variável BL-03	---	2	---
	30 90 85 07	Esquadro ângulo variável	---	2	---
	30 90 85 14	Fixação prumo inclinado	---	2 x nº perfil BL-10	---
	31 90 85 15	Fixação ao pavimento	---	1 x nº perfil BL-09	---
	31 90 85 28	Conjunto tampas BL-12 a 30°	---	1	---

525






526

mínimo 50 mm

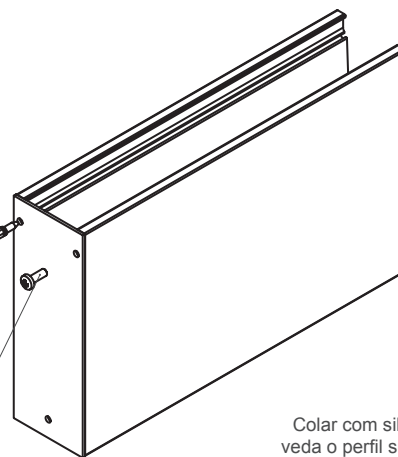
30 90 85 05

Aplicação obrigatória para obras públicas ou locais públicos



perno 30 96 00 55

ou parafuso M3.5x10 ou M3.5x8 Tipo DIN 7985 A2



Colar com silicone ou cola-veda o perfil superior de remate

